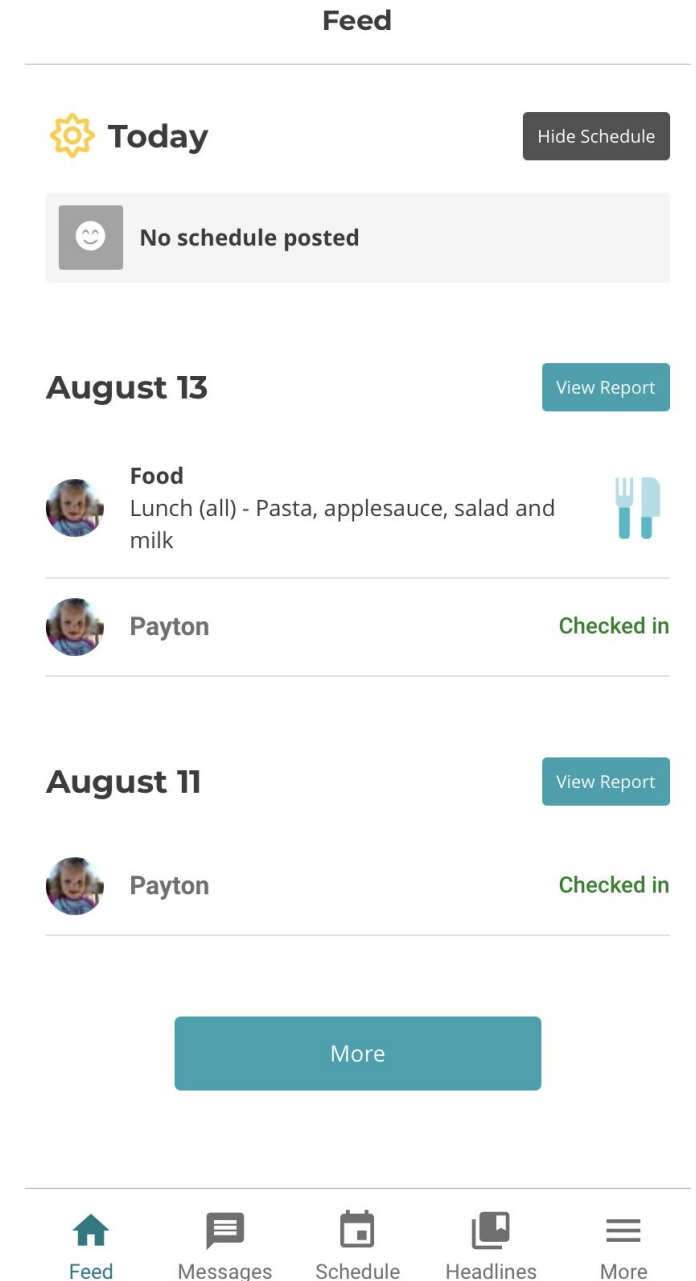


How To Use The HiMama App

I am sure you have explored the app on your own but I wanted to point out some features that are used by our center and can be used by you at home!

Home Screen

This tell you about what is happening with your child today. You can find what they have eaten so far, any diapers that have been changed and any updates your teacher has added about the day.




Entries

This is where you will find the neat stuff your child has done!

Each entry has a different link to click on. On these entries you will find photo's of your child, the classroom or something special that they have done.

You are able to see why has entered in the activity and what day it was entered on.

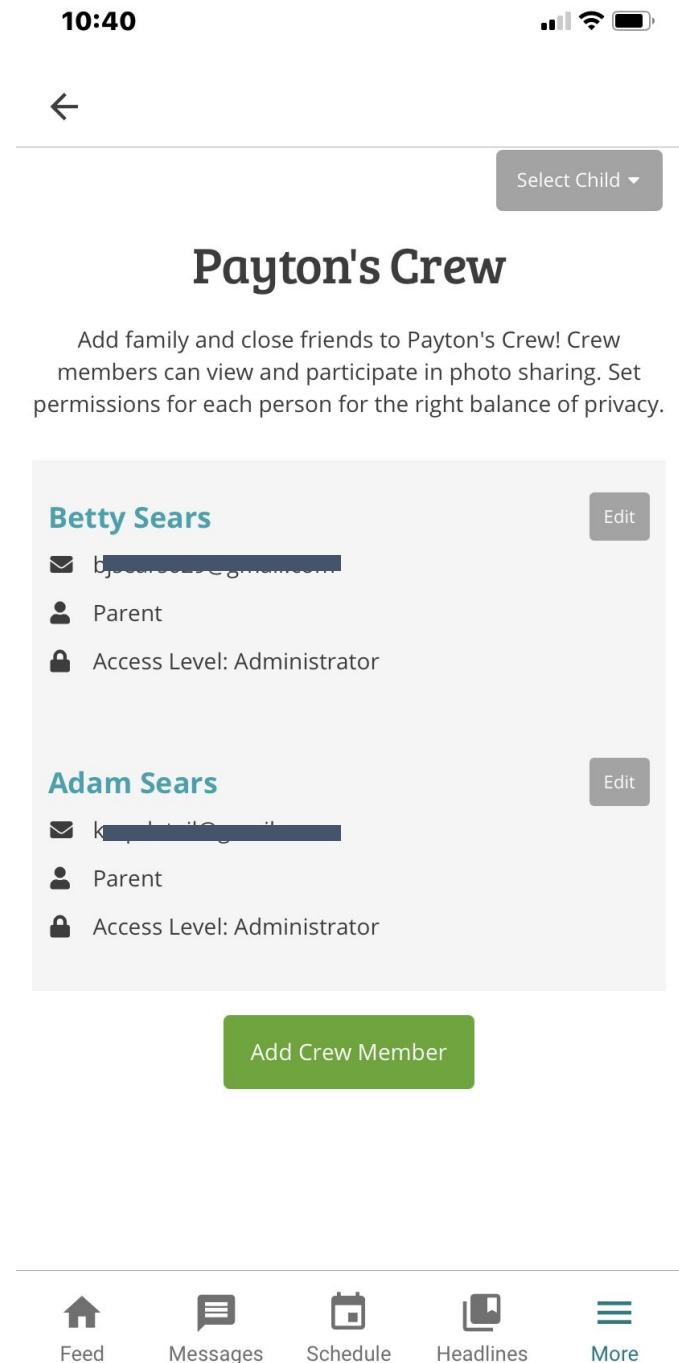
You can also hit the download next to the photo so that you can easily save your child's photo.



The Crew

- The crew is where you can add additional family members to see your child's Himama.

You can add them to have full access or just access to the photos and fun stuff!!



Reports

Reports are where you can see the information about your child's day. This is where it will tell you what your child has eaten, about diaper changes, and other everyday activities that your child has done.

10:39

Select Child ▾

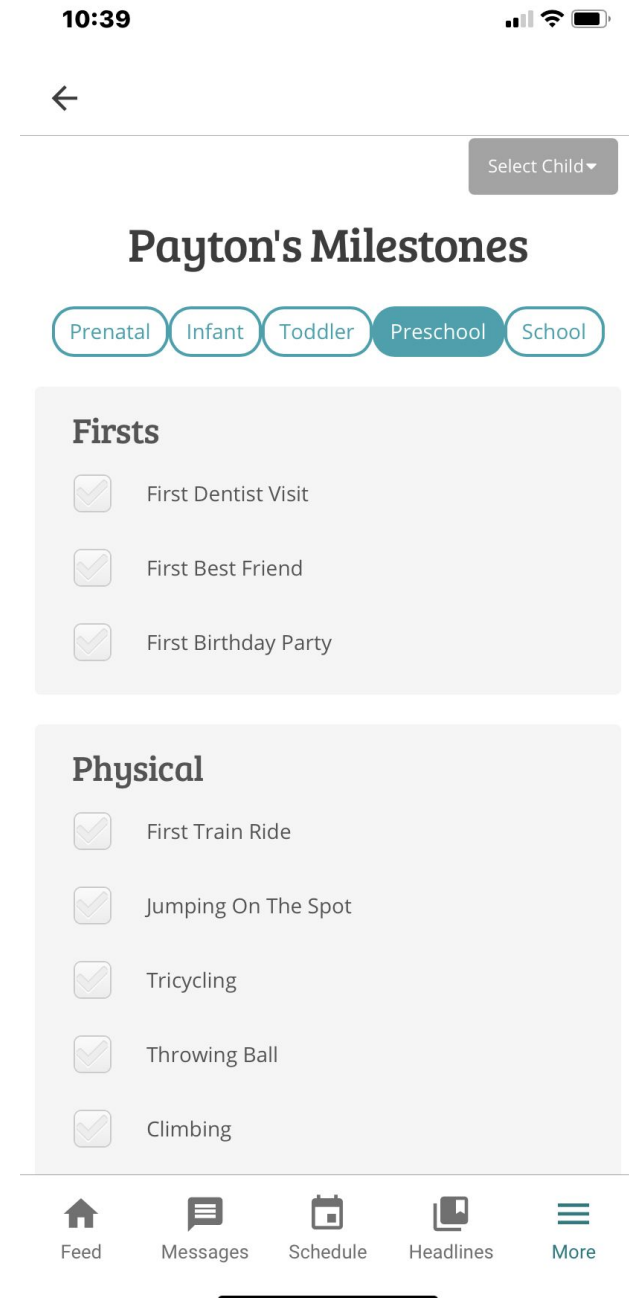
Daily Reports

Date	Name
Aug 13 (Fri)	Payton (Preschool)
Aug 11 (Wed)	Payton (Preschool)
Aug 9 (Mon)	Payton (Preschool)
Aug 6 (Fri)	Payton (Preschool)
Aug 4 (Wed)	Payton (Preschool)
Aug 3 (Tue)	Payton (Preschool)
Aug 2 (Mon)	Payton (Preschool)
Jul 30 (Fri)	Payton (Preschool)
Jul 27 (Tue)	Payton (Preschool)
Jul 26 (Mon)	Payton (Preschool)
Jul 23 (Fri)	Payton (Preschool)
Jul 22 (Thu)	Payton (Preschool)

Feed Messages Schedule Headlines More

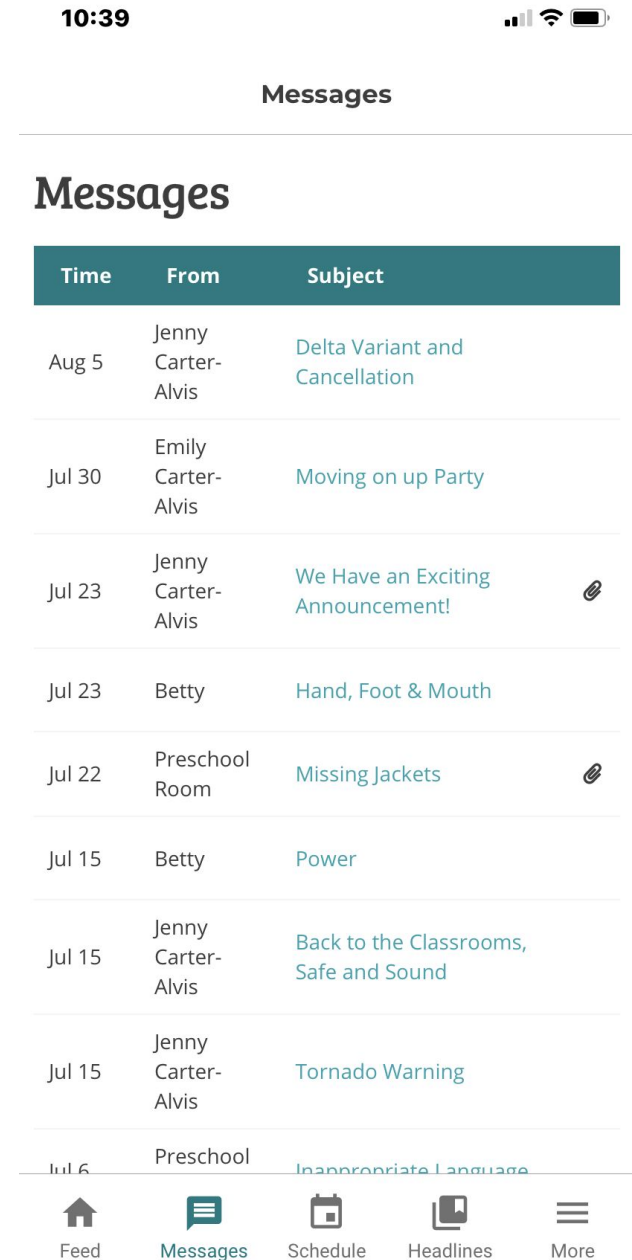
Milestones

This is a place just for parents. You can enter in milestones that your child has done at home. Teachers can see these so it helps for them to know where your child is and what your child could use a little extra help on.



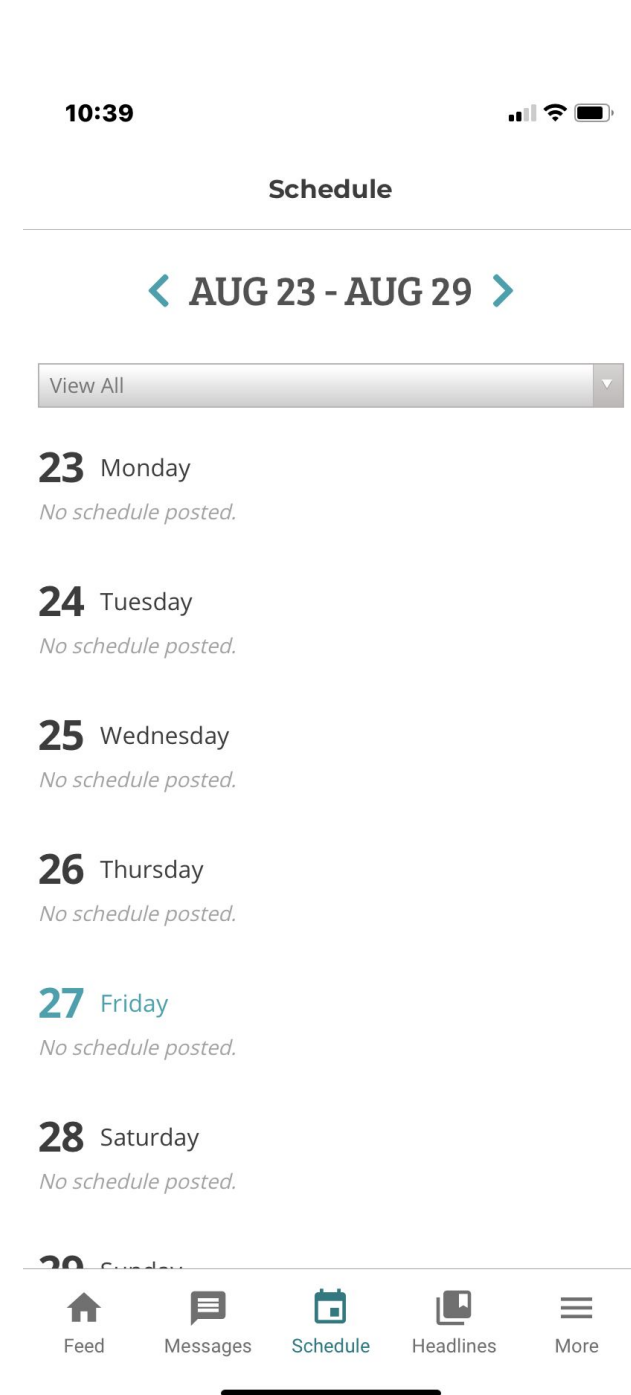
Messages

This is where you will see messages from your child's teacher and from the office. You can also go back and look at past messages from people if needed!



Calendar

This is where you will be able to see your child's lesson plans (Infants are not included). You can see what they are learning and why they are learning with the included Illinois Early Learning Standards.



Billing

This is where you will find your invoices. Your total amount due is available at the top. You can click on each invoice as well in order to see the itemized invoice.

Payments can only be received in the office at this time by check or cash.

10:39

←

Billing

Balance [Latest Invoice](#)

Invoice History

Name	Due Date	Total	Status
Payton Sears	Aug. 1, 2021	\$████	✔ Paid
Payton Sears	Jul. 1, 2021	\$████	✔ Paid
Payton Sears	Jun. 1, 2021	\$████	✔ Paid
Payton Sears	May. 1, 2021	\$████	✔ Paid
Payton Sears	Apr. 1, 2021	\$████	✔ Paid

[View All Invoices](#)

Feed Messages Schedule Headlines More